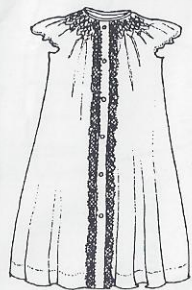


This pattern is multi-sized. It is recommended that you trace the pattern pieces onto lightweight interfacing. Refer to instructions for detailed body measurements, make adjustments to pieces before cutting. See instructions for detailed listing of manufacturers of fabrics and trims. All smocking designs are by Chery Williams and are available as Smocking Plates from Chery Williams Patterns.



Angel Sleeve Daygown (Front Opening) View 1



Long Sleeve Daygown (Robe) View 2

Short Sleeve Daygown (Mock Collar) View 3

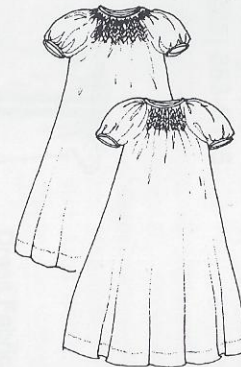
Baby Bishops



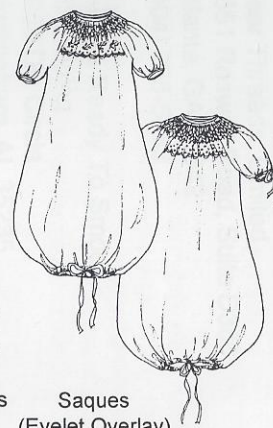
Short Sleeve Day Dress (Front Opening) View 4



Diaper Shirts (Front & Back Openings) View 5



Short Sleeve Daygowns (Back Opening) View 6



Saques (Eyelet Overlay) View 7

Sizes

3 Mo.

6 Mo.

12 Mo.

18 Mo.

24 mo.

Finished Lengths

Diaper Shirt (narrow hem) (View 5)	8	8 1/4	8 1/2	8 3/4	9
Day Dress (4" hem) (View 4)	12	14	16	17 1/2	19
Daygown (2 1/2" hem) (Views 1, 2, 3, & 6)	17	19 3/4	22 1/2	25 1/4	27
Saque (1" casing) (View 7)	22	24 3/4	27 1/2	30 1/4	32
Suggested # rows - smocking (based on needle spacing of 16 row pleater)	4	4	5	5	6

45" Material Requirements

Diaper Shirt (View 5)			3/4 yard (all sizes)		
Angel Sleeve Day Dress	1 1/8	1 1/4	1 1/3	1 1/2	1 5/8
Short Sleeve Day Dress (View 4)					
Long Sleeve Day Dress					
Angel Sleeve Daygown (View 1)	1 1/4	1 3/8	1 5/8	1 3/4	1 7/8
Short Sleeve Daygown (View 3)					
Long Sleeve Daygown (View 2)					
Short Sleeve Saque	1 1/2	1 2/3	1 7/8	2 1/8	2 1/4
Long Sleeve Saque (View 7)					
			Add 1/4 yard to Angel Sleeve Day Dress Requirement		
			Add 1/3 yard to Angel Sleeve Day Dress Requirement		
			Add 1/4 yard to Angel Sleeve Daygown Requirement		
			Add 1/3 yard to Angel Sleeve Daygown Requirement		
			Add 1/4 yard to Short Sleeve Saque Requirement		

Lace Requirements

Eyelet Overlay (front only) (View 7)			3/4 yard (all sizes)		
1/8" - 1/4" Lace Edging - Sleeves	1	1	1 1/4	1 1/4	1 1/4
1/2" - 1" Lace Edging - Mock Collar (View 3)			2 1/2 yard (all sizes)		
1/4" - 1/2" Lace Edging - Hem (flat) (View 3)			1 1/2 yard (all sizes)		
1/8" - 1/4" Lace Edging - Angel Sleeve & Armhole (View 5)	1 1/4	1 1/4	1 1/2	1 1/2	1 1/2
1/8" - 1/4" Lace Edging - Front Placket Diaper Shirt			2/3 yard (all sizes)		
1/8" - 1/4" Lace Edging - Front Placket Day Dress	1 1/4	1 3/8	1 5/8	1 3/4	1 7/8
1/8" - 1/4" Lace Edging - Front Placket Daygown	1 3/8	1 5/8	1 7/8	2 1/8	2 3/8

Suggested Materials and Other Notions - Imperial Batiste, Batiste Mini-piping, baby elastic for sleeves, 3 elastic loops (back opening), 3 shank buttons (back opening), 2 buttons (Diaper Shirt - front opening), 6 buttons (Day Dress/Daygown - front opening), 1/4" double faced satin ribbon (Saque/Sleeve casing).