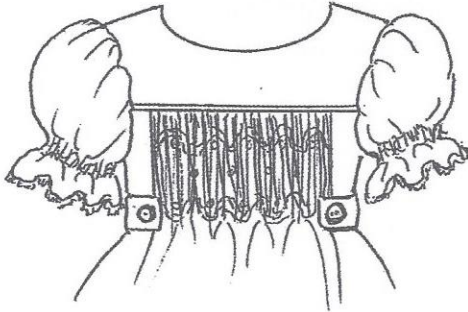


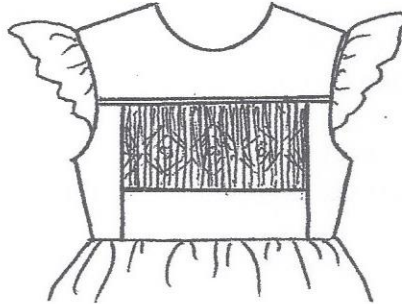
The Contemporary Smocked Yoke Dress

The Instruction Booklet included has 49 step-by-step illustrations and instructions for 3 styles of dresses with 5 neckline variations, smocked, puff or angel sleeve or sleeveless. The smocking design graph "Lizzie", pictured on the front cover, is included with row variations.

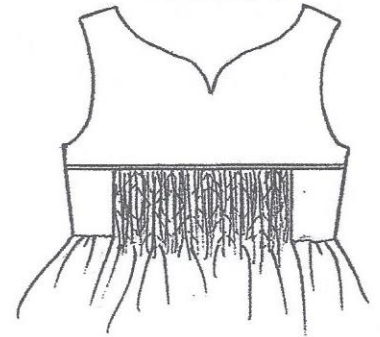
Style 1
Raised Yoke Smocked
View C Pictured on Cover



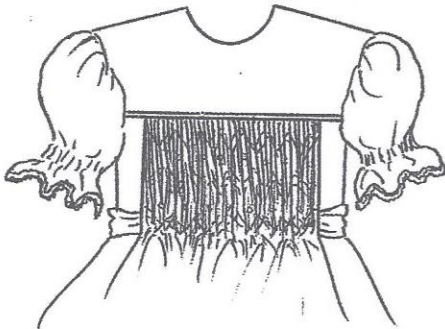
Style 2
Smocked Insert
Neckline View B



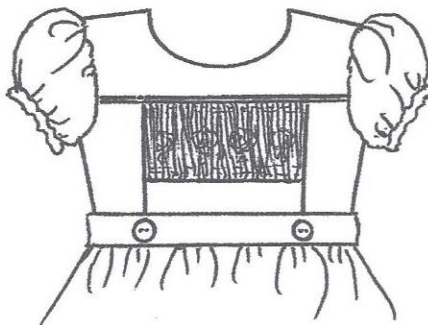
Style 3
Dropped Yoke
Neckline D



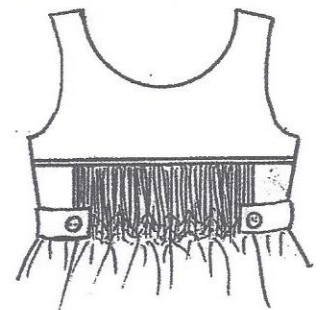
Style 1
Neckline View A
with Sash or Tabbed Belt



Style 2
Neckline C
with Button-On Sash



Style 3
Neckline View E
with Button-On Half Sash



Yardages are for knee length skirt with 4" hem allowance. Finished dress length is measured center back.

Bodice / Skirt Yardages for 42" Wide Fabric	1	2	3	4	5	6	7	8
Styles 1, 2 & 3 Bodice Without Sleeves	1/2	5/8	5/8	5/8	3/4	3/4	3/4	3/4
Styles 1 & 3 Skirt Back Panels	1/2	1/2	5/8	5/8	5/8	5/8	3/4	3/4
Style 2 Skirt	1/2	1/2	5/8	5/8	5/8	5/8	3/4	3/4
Smocked Panel / Insert & Sleeve Yardages 42" or 60"								
Style 1 Raised Yoke Smocked Panel	5/8	5/8	3/4	3/4	7/8	7/8	7/8	1
Style 2 Smocked Insert	1/4	1/4	1/4	1/4	1/4	1/4	1/4	1/4
Style 3 Dropped Yoke Smocked Panel	1/2	5/8	5/8	3/4	3/4	3/4	3/4	3/4
Smocked or Puff Sleeves or Sash or Tabbed Belt	3/8	3/8	3/8	3/8	3/8	3/8	3/8	3/8
Angel Sleeve	1/8	1/8	1/8	1/8	1/8	1/8	1/8	1/8
Bodice / Skirt Yardages for 60" Fabric								
Styles 1, 2 & 3 Bodice with No Sleeve	1/2	1/2	1/2	1/2	5/8	5/8	5/8	3/4
Style 1 & 3 Skirt Back Panels	1/2	1/2	5/8	5/8	5/8	5/8	3/4	3/4
Style 2 Skirt	1/2	1/2	5/8	5/8	5/8	5/8	3/4	3/4

NOTIONS: All-purpose thread, 3/8", 1/2" or 3/4" buttons as desired, 1/4" elastic, embroidery floss, colors desired, #8 crewel and #9 darning needles.



Sizes 3 mos. – 4 yrs.



Sizes 5 yrs. – 8 yrs.



McCarn Enterprises, Inc.
 P.O. Box 157
 Vincent, AL 35178