

Urban Princess

OAD83
Children Sizes 2-8

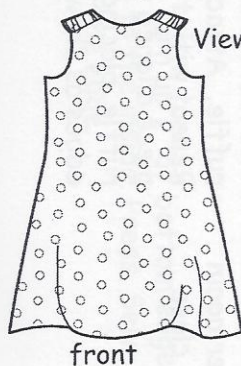
Dress and matching 18" Doll Dress

Ruffles down the back give this classic A-line dress a touch of 'princess' that all girls will love. Closed in the back with a single button, this dress is both easy to make and fun to wear. The ruffles can be of one fabric or two coordinating fabrics. Comes with a matching doll dress pattern for most 18" dolls or the "Best Buds" olive ann doll.

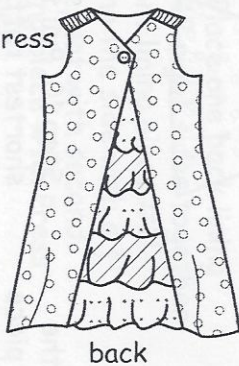
Size	Fabric Requirements (yards)						
	2	3	4	5	6	7	8
View A Dress: 42-54" wide fabric							
Dress -	1 $\frac{1}{3}$	1 $\frac{1}{3}$	1 $\frac{3}{8}$	1 $\frac{1}{2}$	1 $\frac{5}{8}$	1 $\frac{5}{8}$	1 $\frac{7}{8}$
Ruffles -							
One fabric:	all sizes - $\frac{3}{8}$ yd						
Two fabrics:	sizes 3 to 7 - $\frac{1}{4}$ yd first fabric, $\frac{1}{4}$ yd for second fabric						
	size 8 - $\frac{3}{8}$ yd first fabric, $\frac{1}{4}$ yd for second fabric						

View B Doll Dress: 42"-54" wide fabric Dress $\frac{1}{2}$ yd Ruffle $\frac{1}{8}$ yd

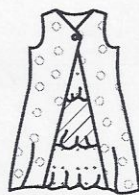
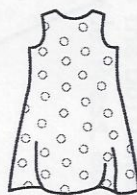
Required materials: All views: thread. View A: One button -any size from $\frac{3}{4}$ " up to 2". View B: One button any size up to $\frac{1}{2}$ ".



View A Dress



View B Doll Dress



Finished Measurements View A Dress								Body Measurements							
Sizes	2	3	4	5	6	7	8	Sizes	2	3	4	5	6	7	8
Chest	22"	23"	24"	25"	26"	27"	28"	Chest	21"	22"	23"	24"	25"	26"	27"
Length	20"	21"	22"	23"	24"	25"	26"	Waist	20"	20 $\frac{1}{2}$ "	21"	21 $\frac{1}{2}$ "	22"	23"	23 $\frac{1}{2}$ "
Width at bottom	39"	40"	41"	43"	44"	45"	47"	Hip	22"	23"	24"	25"	26"	27"	28"

olive ann designs
copyright 2013 T Ann Blair
All Rights Reserved

pH. 503-233-0533
ann@oliveannandesigns.com
www.oliveannandesigns.com



1 51420 13083 6