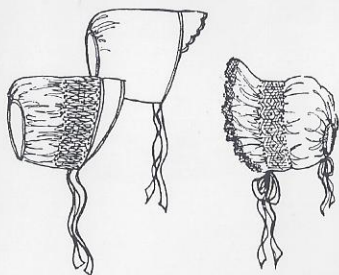



It is recommended that you trace the pattern pieces onto lightweight interfacing. See instructions for detailed listing of fabrics and trims. All smocking designs are by Chery Williams and are available as Smocking Plates from Chery Williams Patterns.



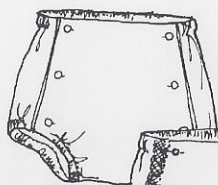
Smocked & Unsmocked Boy's Caps, Girl's Smocked Bonnet



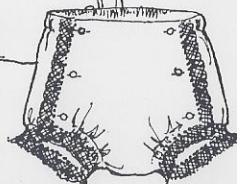
Rounded & Scalloped Bibs

## Baby Layette

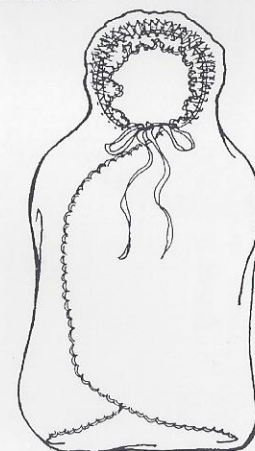
Boy's Piped Diaper Cover



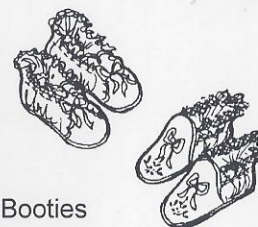
Pull-On Pants/Bloomers



Lace Trimmed Diaper Cover



Bunting



Booties

### Fabric Requirements

### Lace Requirements

Girl's Smocked Bonnet	1/4	1 1/2
Boy's Smocked Cap	1/2	-
Boy's Unsmocked Cap	1/3	-
Booties	1/4	1 1/3
Scalloped or Round Bib	1/3	1 1/3
Bunting	1 1/4	4
Diaper Cover	1/2	1 1/3
Pull-On Pants/Bloomers	1/3	1 1/8

**Suggested Materials and Other Notions** - 1/4" double faced satin ribbon (Girl's Bonnet Casing, Bunting Hood), 1/2" double faced satin ribbon (Girl's Bonnet and Boy's Cap Ties), 1/8" ribbon (Booties, Bibs), mini-piping (Diaper Cover, Boy's Caps), 6 buttons (Diaper Cover), and baby elastic (Diaper Covers/Bloomers).